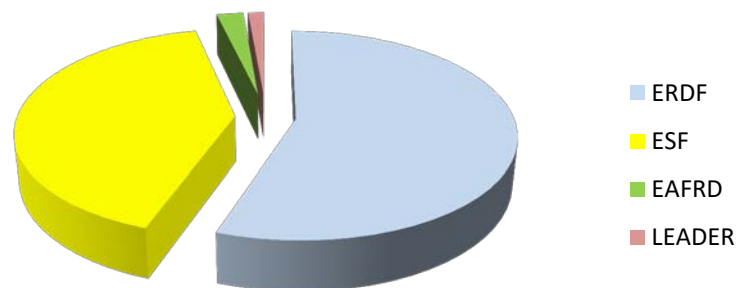


Stoke – on – Trent and Staffordshire LEP ESIF Programme Performance

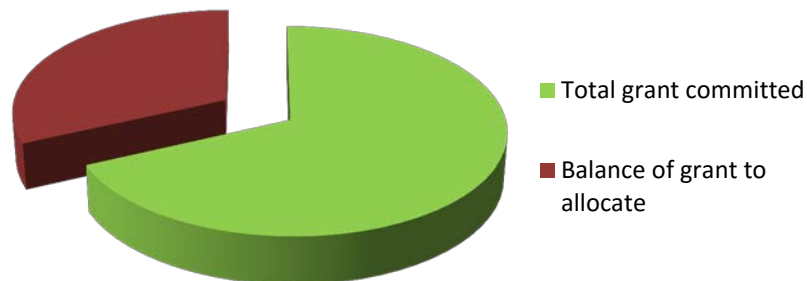
All ESIF funds commitment as @ November 2017 (£m)

ESIF Fund	Total Allocation	Total grant committed	Balance of grant to allocate
ERDF	76.75	60.08	16.67
ESF	55.00	37.13	17.87
EAFRD	3.13	1.31	1.82
LEADER	1.84	0.64	1.20
TOTAL ESIF FUNDS	136.72	99.16	37.56

Total ESIF Allocation as @ November 2017



ESIF Allocation Status as @ November 2017



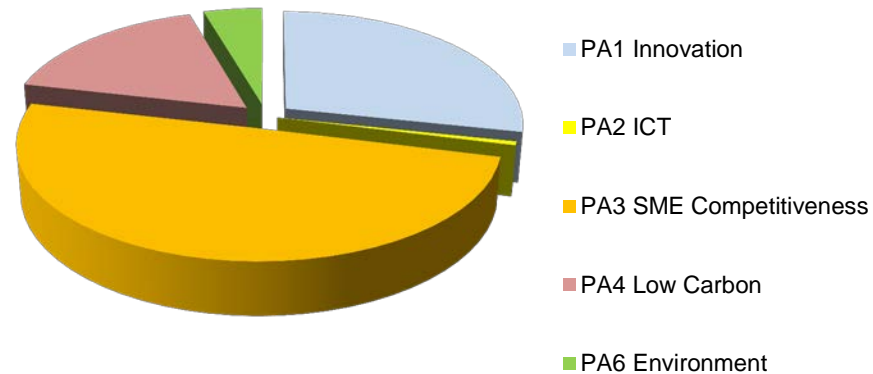
the knot unites

Stoke – on – Trent and Staffordshire LEP ERDF Programme Performance

ERDF funding commitment as @ November 2017 (£m)

ERDF theme	Total Allocation	Total grant committed	Balance of grant to allocate
PA1 Innovation	21.74	17.93	3.80
PA2 ICT	0.41	0.00	0.41
PA3 SME Competitiveness	38.14	29.77	8.37
PA4 Low Carbon	12.96	10.26	2.70
PA6 Environment	3.50	2.11	1.39
ERDF Total	76.75	60.08	16.67

Total ERDF Allocation as @ November 2017



the knot unites

Stoke – on – Trent and Staffordshire LEP ERDF key project partners



the knot unites

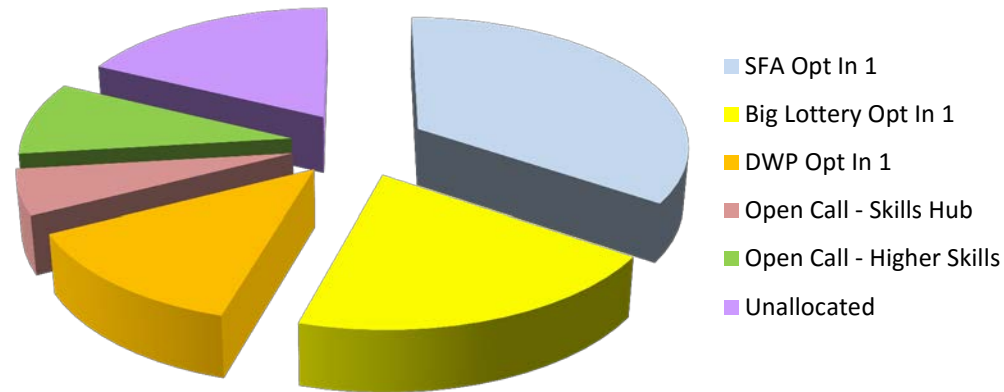


Stoke – on – Trent and Staffordshire LEP ESF Programme Performance

ESF funding commitment as @ November 2017 (£m)

ESF Theme	Total Allocation	Total grant committed	Balance of grant to allocate
SFA Opt In 1	18.95	18.95	0.00
Big Lottery Opt In 1	11.00	11.00	0.00
DWP Opt In 1	7.18	7.18	0.00
Open Call - Skills Hub	3.08	0.00*	5.00
Open Call - Higher Skills	5.00	0.00*	3.08
		*Subject to bidding under current open call	
Unallocated	9.79	0.00	9.79
ESF TOTAL	55.00	37.13	17.87

Total ESF Allocation as @ November 2017



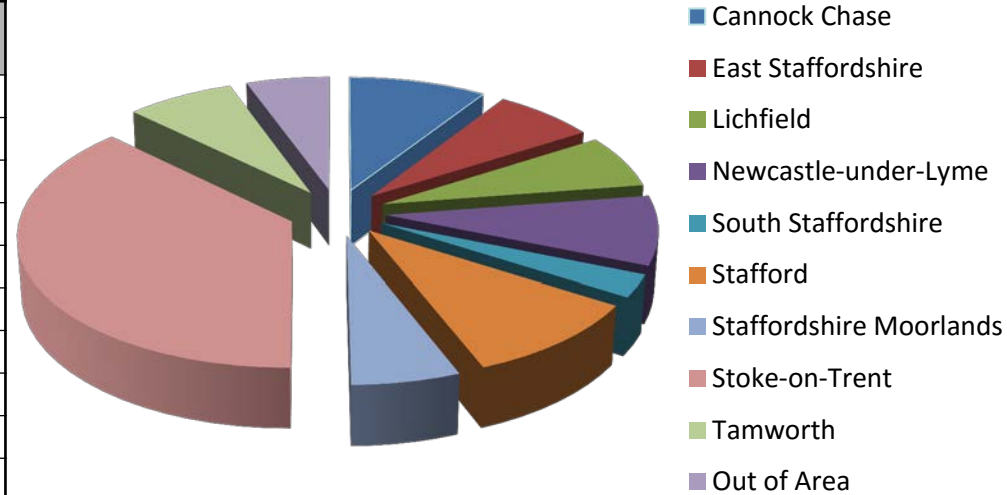
the knot unites

Stoke – on – Trent and Staffordshire LEP ESF Programme Performance

ESF Beneficiaries by District as @ September 2017

District	Number of Starts	% of total
Cannock Chase	731	9
East Staffordshire	545	7
Lichfield	524	7
Newcastle-under-Lyme	685	9
South Staffordshire	223	3
Stafford	803	10
Staffordshire Moorlands	462	6
Stoke-on-Trent	2982	37
Tamworth	576	7
Out of Area	442	6
Total	7973	100

Number of starts as @ September 2017



the knot unites

Stoke – on – Trent and Staffordshire LEP LEADER and EAFRD Programme Performance

EAFRD funding commitment as @ November 2017 (£m)

EAFRD theme	Total Allocation	Total grant committed	Balance of grant to allocate
Business Development	0.33	0.06	0.27
Tourism Co-op	0.03	0.03	0.00
Tourism Infrastructure	1.66	1.01	0.65
Food & Drink	1.11	0.21	0.90
EAFRD Total	3.13	1.31	1.82

LEADER funding commitment as @ November 2017 (£m)

LEADER theme	Total Allocation	Total grant committed	Balance of grant to allocate
Farm productivity	0.37	0.11	0.26
Micro & SME Business Support	0.64	0.06	0.58
Rural Tourism	0.37	0.19	0.18
Rural Services	0.09	0.00	0.09
Rural culture & heritage	0.19	0.19	0.00
Forestry	0.18	0.10	0.09
TOTAL	1.84	0.64	1.20

the knot unites



The European Agricultural
Fund for Rural Development
Europe investing in rural areas

**Stoke-on-Trent
& Staffordshire**
Enterprise Partnership



Staffordshire
County Council

Next steps

- Achieve full commitment of ERDF, ESF & EAFRD SSLEP allocations via remaining 2017 & 2018 bidding calls
 - 12 months ahead of BREXIT date
- Focus on and maintain spend and output performance profiles for flagship projects and programmes
- Prepare for future funding arrangements eg UK Shared Prosperity Fund beyond BREXIT

the knot unites